

# TIGER Neo

## 60HL4-(V) 475-500 Watt MONO-FACIAL MODULE

### N-type



### N-Type Technology

N-Type modules with Tunnel Oxide Passivating Contacts (TOPcon) technology offer lower LID/LeTID degradation and better low light performance.



### HOT 3.0 Technology

N-type modules with JinkoSolar's HOT 3.0 technology offer better reliability and efficiency.



### Durability Against Extreme Environment

High salt mist and ammonia resistance.



### Mechanical Load Enhanced

Certified to withstand:  
5400 Pa front side max static test load  
2400 Pa rear side max static test load



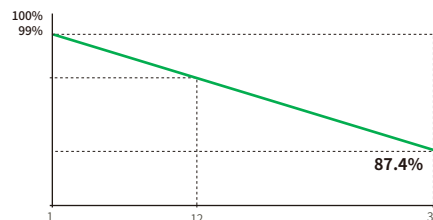
### SMBB Technology

Better light trapping and current collection to improve module power output and reliability.



### Anti-PID guarantee

Minimizes the chance of degradation caused by PID phenomena through optimization of cell production technology and material control.



<b>12 Year</b> Product Warranty	<b>30 Year</b> Linear Power Warranty	<b>1%</b> First-year Degradation	<b>0.4%</b> Annual Degradation Over 30 Years
------------------------------------	---	-------------------------------------	---

- IEC61215:2021 / IEC61730:2023
- IEC61701 / IEC62716 / IEC60068 / IEC62804
- ISO9001:2015: Quality Management System
- ISO14001:2015: Environment Management System
- ISO45001:2018: Occupational health and safety management systems



EU-JKM475-500N-60HL4-(V)-F8-EN

# 60HL4-(V) 475-500 Watt

## Mechanical Characteristics

Cell Type	N type Mono-crystalline
No. of cells	120 (60×2)
Dimensions	1906×1134×30 mm
Weight	22.5 kg
Front Glass	3.2 mm, Anti-Reflection Coating, High Transmission, Low Iron, Tempered Glass
Frame	Anodized Aluminium Alloy
Junction Box	IP68 Rated
Protection Class	Class II
IEC Fire Type	Class C
Output Cables	4.0 mm <sup>2</sup> (+): 400 mm, (-): 200 mm or Customized Length

## Packaging Configuration

Pallet Dimensions	1936×1140×1249 mm
Packing detail (Two pallets=One stack)	37 pcs/pallets, 74 pcs/stack, 888 pcs/40'HQ Container

## Specifications (STC)

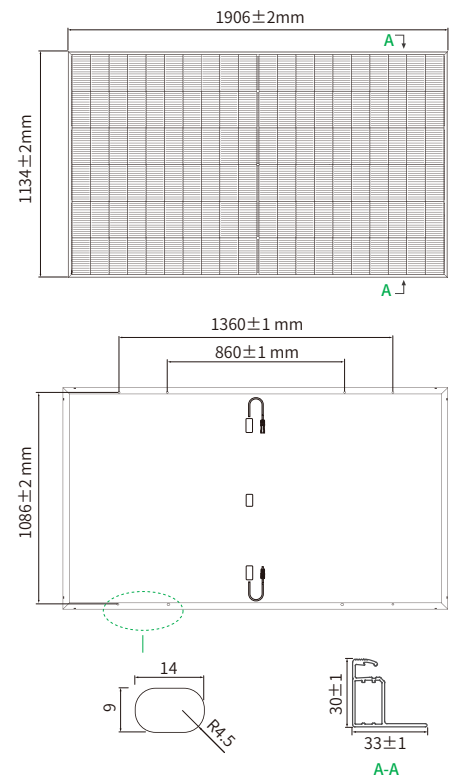
Maximum Power – Pmax [Wp]	475	480	485	490	495	500
Maximum Power Voltage – Vmp [V]	35.88	36.06	36.25	36.43	36.62	36.79
Maximum Power Current – Imp [A]	13.24	13.31	13.38	13.45	13.52	13.59
Open-circuit Voltage – Voc [V]	43.45	43.60	43.76	43.91	44.07	44.21
Short-circuit Current – Isc [A]	13.77	13.85	13.93	14.01	14.09	14.17
Module Efficiency STC [%]	21.98	22.21	22.44	22.67	22.90	23.17
Power Tolerance	0 ~ + 3 %					
Temperature Coefficients of Pmax	-0.29 %/°C					
Temperature Coefficients of Voc	-0.25 %/°C					
Temperature Coefficients of Isc	0.045 %/°C					

STC: Irradiance 1000 W/m<sup>2</sup>, Cell Temperature 25°C, AM=1.5

## Application Conditions

Operating Temperature	-40 °C ~ +70 °C
Maximum System Voltage	1000/1500 VDC (IEC)
Maximum Series Fuse Rating	25 A

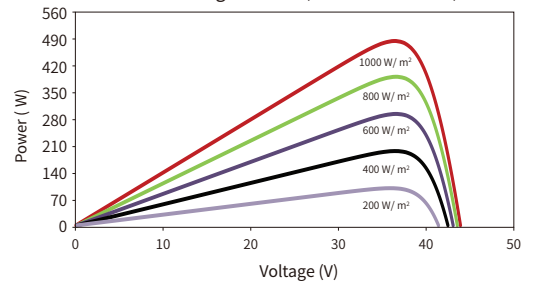
## Engineering Drawings



**Note:** For specific dimensions and tolerance ranges, please refer to the corresponding detailed module drawings.

## Electrical Performance

Power-Voltage Curves (60HL4-(V) 490W)



Current-Voltage Curves (60HL4-(V) 490W)

